

*Welcome
To
Life Beautiful*



Beau Villas
WELCOME TO LIFE BEAUTIFUL.

+918586866824

SPECIFICATIONS

+918586866824

LOCATION	WALLS	CEILING	FALSE CEILING	FLOOR	DOORS	WINDOWS	OTHERS
ENTRANCE LOBBY/ FOYER	Velvet Touch Plastic Emulsion Paint Over Designer POP Work	Velvet Touch Plastic Emulsion Paint Over Designer POP	POP Designer False Ceiling	Italian Marble With Borders	1 st Class C.P. Teak Wood Door Frame & 1 st Class C.P. Teak Wood Paneled Door Shutter With Melamine Polish	NA	NA
POWDER ROOM	3'9" Dado With Italian Marble And Velvet Touch Plastic Emulsion Paint Over POP Work	Velvet Touch Plastic Emulsion Paint Over POP	POP Designer False Ceiling	Italian Marble With Borders	1 st Class C.P. Teak Wood Door Frame & 1 st Class C.P. Teak Wood Paneled Door Shutter With Melamine Polish	UPVC Window	Wooden Vanity With Italian Marble Counter, Imported White Sanitary Fixtures And Imported CP Fittings of Kohler or equivalent Make
LIVING/DINING ROOM	Velvet Touch Plastic Emulsion Paint Over Designer POP Work	Velvet Touch Plastic Emulsion Paint Over Designer POP	POP Designer False Ceiling	Italian Marble Designer Flooring	NA	UPVC Door/ Window With Toughened Glasses	NA
KITCHEN	2' High Vitrified Tiles I/C Granite Border Above Counter/Velvet Touch Plastic Emulsion Paint Over POP On Exposed/Remaining Area	Velvet Touch Plastic Emulsion Paint Over POP	POP False Ceiling	Vitrified Tile	1 st Class C.P. Teak Wood Door Frame & 1 st Class C.P. Teak Wood Paneled Door Shutter With Melamine Polish	UPVC Window/Door	Good Quality Modular Kitchen Refrigerator, Microwave, Dishwasher, Drier, Washing Machine With Drier, Chimney & Hob And Waste Grinder, S.S Sink Mixer And Kent-Make R.o. and T.V.
BEDROOM	Velvet Touch Plastic Emulsion Paint Over Designer POP Work	Velvet Touch Plastic Emulsion Paint Over Designer POP	POP Designer False Ceiling	Italian Marble Designer Flooring	1 st Class C.P. Teak Wood Door Frame & 1 st Class C.P. Teak Wood Paneled Door Shutter With Melamine Polish	UPVC Door/Window With Toughened Glasses	Wooden Wardrobes Of High End Quality and T.V.
BATHROOMS	7' High Dado With Italian Marble And Velvet Touch Plastic Emulsion Paint Over POP Work	Velvet Touch Plastic Emulsion Paint Over POP	POP False Ceiling	Italian Marble	1 st Class C.P. Teak Wood Door Frame & 1 st Class C.P. Teak Wood Paneled Door Shutter With Melamine Polish	UPVC Window	Wooden Vanity With Italian Marble Counter, Imported White Sanitary Fixtures And Imported CP Fittings of Kohler-Make
MASTER SUITE	Velvet Touch Plastic Emulsion Paint Over Designer POP Work	Velvet Touch Plastic Emulsion Paint Over Designer POP	POP Designer False Ceiling With Pelmet	Italian Marble With Designer Border/ Wooden Flooring	1 st Class C.P. Teak Wood Door Frame & 1 st Class C.P. Teak Wood Paneled Door Shutter With Melamine Polish	UPVC Door/Window With Toughened Glasses	48" Tv (Sony-Make)
MASTER SUITE DRESSER	Velvet Touch Plastic Emulsion Paint Over POP	Velvet Touch Plastic Emulsion Pain Over POP	POP Designer False Ceiling	Italian Marble	NA	NA	Wooden Wardrobes Of High End Quality
MASTER SUITE BATHROOM	9'-0" High Dado With Italian Marble And Velvet Touch Plastic Emulsion Paint Over POP	Velvet Touch Plastic Emulsion Paint Over POP	POP Designer False Ceiling	Italian Marble With Designer Border	1 st Class C.P. Teak Wood Door Frame & 1 st Class C.P. Teak Wood Paneled Door Shutter With Melamine Polish	UPVC Window	4 Fixture Bathroom, Wooden Vanity With Italian Marble Counter, Bath Tub - Jacuzzi, Glass Shower Cubical With Steam and Body Spray Nozzles, Rain Shower, Imported White Sanitary Fixtures And Imported CP Fittings All Of Kohler-Make.
BALCONIES	Rustico Finish Texture Paint With Weather Shield Max Top Coat With Combination of 4'0" High Stone	Oil Bound Distemper	NA	Non-Slippery Vitrified Tiles With Sand Stone Border	NA	NA	NA
EXTERNAL FACADE	Rustico Finish Texture Paint With Weather Shield Max Top Coat	NA	NA	NA	NA	NA	NA
LAWN AREA	1. One 3 Mtr Octagonal Shape Sit Out Gazebo With Safety Glass Roof Including One Ceiling Fan And Lights 2. Designer Ms Railing In Periphery Of Garden. 3. Ms Creeper Stand In Periphery Of Garden With Creepers. 4. One Water Supply Point For Gardening.						

COMMON LIFT LOBBY	Velvet Touch Plastic Emulsion Paint Over Designer POP Work	Velvet Touch Plastic Emulsion Paint Over POP	POP Designer False Ceiling	Granite With Matching Border	SS Finished Lift Doors	UPVC Window	Air-Conditioned Lobby, Reputed Brand Light Fixtures And Chandelier
COMMON STAIRCASES	Oil Bound Distemper	Oil Bound Distemper	NA	Kota Stone Steps/Risers/Floor	1 st Class Hard Wood Door Frame With 1 st Class Teak Panelled Fire Resistant Door Shutter With Polish	UPVC Window	
LOCATION	WALLS	CEILING	FALSE CEILING	FLOOR	DOORS	WINDOWS	OTHERS
SERVANT/UTILITY ROOM	Oil Bound Distemper	Oil Bound Distemper	NA	Ceramic tiles	C.P. Teak Door Frame With C.P. Teak Panelled Shutter	UPVC Window/Door	
Additional Specifications							
ELECTRICAL	Modular switches & sockets, copper wiring of branded-make, high-end imported lights. High quality cut glass and brass chandeliers from reputed brands. Exhaust fans in toilets, video door phone at main entrance /kitchen, recold/equivalent-make geysers in kitchen and toilets.						
AIR-CONDITIONING SYSTEM	VRV system with high wall units of adequate capacity as designed by MEP consultant in all bedrooms, master suite toilet, kitchen, drawing & dining and servant room.						
DOOR HARDWARE	High-end designer gold finish mortise locks with handles.						
HOME AUTOMATION	Home automation by Blink/equivalent in living/dining/master suite for wall bracket lights/table lamp/AC (on/off) and in master toilet for lights, AC, exhaust fan, geyser and for curtains of drawing room.						
FURNISHING ITEMS	Soft furnitures, curtains, artefacts, artwork, toiletries, crockeries etc. Will be provided as per sample.						
AMENITIES	High speed elevators (2 mtrs/s approx); 24-hour 100% power back-up and treated water supply for flushing; Wi-Fi enabled and walkings trails; state-of-the-art gymnasium; nursery school; convenient shopping; Club: multi-purpose/party room with indoor lounge for reading/relaxation; swimming pool (all weather temperature controlled) and changing rooms; steam room; pits & climbing frames; outdoor terrace for sit-outs/party. complex; fire safety systems; vehicular parking in basements only; landscaped courts with sit out spaces; tennis courts; pedestrian paths; jogging kitchen facilities; restaurant; contemporary cafe; bar; lounge; action cricket area (net surrounded); badminton court; tennis courts; squash court, massage room; full service spa; table tennis; snooker, dance/yoga room; conference room; kids outdoor play area with seesaws, baby slides, sand						
SECURITY	Security at several stages - periphery, gates and lobby level with the use of closed circuit camera monitors and RFID (radio frequency identification device) system. CCTV for basements, ground floor lobbies & entry & exit to the complex; automatic boom barriers and manual gates at entry and exits of the complex; EPABX system linked to each units.						
DISCLAIMER							
The owner/collaborator/architect reserves absolute right to change/revise/delete/omit any detail, specification, material, design, drawing, layout, documents. The offer may be withdrawn/cancelled by the owner/collaborator at any given time without notice.				finishes etc. as they deem fit without any notice. The offer is subject to the terms and conditions, apartment buyer agreement and other related			
This publication should not be construed in any way as a legal offering. The owner/collaborator further reserves absolute right to withdraw, change, omit, delete, add, revise any terms and conditions at any time without giving notice.				owner/collaborator. The owner/collaborator shall not be responsible for any decision made by the buyer, therefore, they are requested to ascertain all			
Please refer to latest publications for current information as terms and conditions, design, specifications, etc. may be revised from time to time by the the facts at their end before making any decision/application for allotment/purchase.				wooden surrounds around main entrance before living room and on the study entrance, accessories etc. shown in the sample apartment do not			
The finishes, fixed furniture, loose furniture, hardware, light fixtures/luminaires - loose or fixed on the wall, ornamental finishes, wooden architraves/ form a part of standard specifications.				will be procured locally and will not be imported.			
In case, any manufacturer of imported fittings/fixtures/wardrobes/kitchen cabinetary/appliances sets up manufacturing facility in india, then such item Wood, granite and marble are natural products and will tend to have variations in tonality, colour and characteristics.							

+918586866824

LOCATION	WALLS	CEILING	FALSE CEILING	FLOOR	DOORS	WINDOWS	OTHERS
ENTRANCE LOBBY	Velvet Touch Plastic Emulsion Paint	Plastic Emulsion Paint	POP/Gypsum Board False Ceiling	Italian Marble	C.P. Teak Door Frame With Panelled Door Shutter	NA	NA
POWDER ROOM	3'6" Dado In Italian Marble And Plastic Emulsion Paint on Remaining Area	Plastic Emulsion Paint	POP/Gypsum Board False Ceiling	Italian Marble	C.P. Teak Door Frame With Panelled Door Shutter	UPVC Window	Italian Marble Counter, White Sanitary Fixtures And Imported CP Fittings of Kohler or equivalent make
BEDROOMS	Velvet Touch Plastic Emulsion Paint	Plastic Emulsion Paint	NA	Italian Marble Flooring	C.P. Teak Door Frame With Panelled Door Shutter	UPVC Sliding Windows/Doors	NA
MASTER BATHROOM	7' High Dado With Italian Marble And Plastic Emulsion Paint On Remaining Area	Plastic Emulsion Paint	POP/Gypsum Board or Metalic False Ceiling	Italian Marble	C.P. Teak Door Frame With Panelled Door Shutter	UPVC Window	4 Fixture Bathroom, Italian Marble Counter , Bath Tub, Shower Area, White Sanitary Fixtures And Imported CP Fittings 3 Bedroom Apartment May Have Bath Tub Cum Shower Cubicle Facility of Kohler or equivalent make
OTHER BATHROOMS	7' High Dado With Italian Marble And Plastic Emulsion Paint On Remaining Area	Plastic Emulsion Paint	NA	Italian Marble	C.P. Teak Door Frame With Panelled Door Shutter	UPVC Window	Italian Marble Counter, White Sanitary Fixtures And Imported CP Fittings of Kohler or equivalent make
LIVING/DINING ROOM	Velvet Touch Plastic Emulsion Paint	Plastic Emulsion Paint	NA	Italian Marble	NA	UPVC Sliding Windows/Door	NA
KITCHEN	2' High Vitrified Tiles Including Granite Border Above Counter/ Plastic Emulsion Paint On Exposed/Remaining Area	Plastic Emulsion Paint	POP False Ceiling	Vitrified Tile	C.P. Teak Door Frame With Door Shutter With Glass Panel On Top	UPVC Sliding Windows & Doors	Granite Counter With SS Sink And CP Fittings
LIFT LOBBIES	Granite Cladding Around Lift Entrance Doors, Plastic Emulsion Paint In The Remaining Area	Plastic Emulsion Paint	POP Designer False Ceileng	Granite With Matching Border	SS Finished Lift Doors	UPVC Window	Air Conditioned Lobby With Imported Light Fixtures And Chandelier.
EXTERNAL FACADE	Rustico Finish Texture Paint With Weather Shield Max POP Coat With Combination of 4'0" High Sandstone Cladding	NA	NA	NA	NA	NA	NA
SERVANT/UTILITY ROOM	Oil Bound Distemper	Oil Bound Distemper	NA	Ceramic Tiles	C.P. Teak Door Frame With Flush Shutter Door	UPVC Sliding Window	NA
BALCONY/UTILITY BALCONY	Texture Paint/Plastic Emulsion Paint	Plastic Emulsion Paint/ Oil Bound Distemper	NA	Non-Slippery Vitrified Tiles With Sandstone Border	NA	NA	NA
STAIRCASES	Oil Bound Distemper	Oil Bound Distemper	NA	Kota Stone Steps /Risers/ Floor	C.P. Teak Door Frame With Fire Resistant Flush Door Shutter	UPVC Sliding Window	Enamel Painted MS Railing And Handrail
LAWN AREA	1. One 3 Mtr Octagonal Shape Sit Out Gazebo With Safety Glass Roof Including One Ceiling Fan And Lights 2. Designer Ms Railing In Periphery Of Garden. 3. Ms Creeper Stand In Periphery Of Garden With Creepers. 4. One Water Supply Point For Gardening.						

*Wooden Flooring, final coat of paint on the inner walls of the apartment, fitment of CP & other fittings would be carried out on offer of possession

Additional Schedule of Specifications

AIR-CONDITIONING	The apartment will have Variable Refrigerant Volume/Variable Refrigerant Flow (VRV/VRF) all weather air conditioning family room, study room, master suite toilet, kitchen and servant room.	unit of suitable capacity as recommended by consultants and with wall mounted evaporating units in living room cum dining room, bedrooms,
WARDROBES	In the bedrooms, except servant quarter, will have wardrobes of appropriate sizes. The manufacture, make, model size, regard. The makes and models of the wardrobes shown in show apartment may not be available in the actual apartment	specification, make, finishes, material, hardware of wardrobes may vary as per availability and decision of owner/collaborator shall be final in this delivered to the customers/buyers. The size/dimensions etc. of the wardrobes may vary as per apartment type.
KITCHEN CABINETRY	The kitchen cabinetry will be provided in the kitchen. The manufacture, make, model, size, specification, make, finishes, models of the kitchen cabinetry shown in kitchen of the show apartment may not be available in the actual apartment	material, hardware of kitchen cabinetry may vary as per availability and decision of owner/collaborator shall be final in this regard. The makes and delivered to the customers/buyers. The size/dimensions etc. of the kitchen cabinetry may vary as per apartment type.
KITCHEN APPLIANCES	The kitchen appliances will be fitted in the kitchen cabinetry as far as possible. The standard kitchen appliances are finish, model of the appliance may be as per availability and the decision of owner/collaborator shall be final in this manner. The makes and models of the appliances shown in kitchen of the 4-bedroom show apartment may not be	R.O, refrigerator, gas burner, exhaust hood, microwave, dish washer, washing machine with drier, waste grinder. The manufacture, make, size, regard. The guarantees and warranties will be honoured by the supplier and the owner/collaborator shall not be responsible for the same in any available in the actual apartment delivered to the customers/ buyers. The size/dimensions etc. of the appliances may vary as per apartment type.
ELECTRICAL	Electricals: modular switches & sockets, copper wiring.	
AMENITIES	High speed elevators (2 mtrs/s approx); 24-hour 100% power back-up and treated water supply for flushing; Wi-Fi jogging and walkings trails; state-of-the-art gymnasium; nursery school; convenient shopping; Club: multi-purpose/ squash court, indoor lounge for reading/relaxation; swimming pool (all weather temperature controlled) and changing saws, baby slides, sand pits & climbing frames; outdoor terrace for sit-outs/party.	enabled complex; fire safety systems; vehicular parking in basements only; landscaped courts with sit out spaces; tennis courts; pedestrian paths; party room with kitchen facilities; restaurant; contemporary cafe; bar; lounge; action cricket area (net surrounded); badminton court; tennis courts; rooms; steam room; massage room; full service spa; table tennis; snooker, dance/yoga room; conference room; kids outdoor play area with see-
SECURITY	Security at several stages - periphery, gates and lobby level with the use of closed circuit camera monitors and RFID and manual gates at entry and exits of the complex; EPABX system linked to each units.	(radio frequency identification device) system. CCTV for basements, ground floor lobbies & entry & exit to the complex; automatic boom barriers

DISCLAIMER

The owner/collaborator/architect reserves absolute right to change/revise/delete/omit any detail, specification, material, design, drawing, layout, documents. The offer may be withdrawn/cancelled by the owner/collaborator at any given time without notice.	finishes etc. as they deem fit without any notice. The offer is subject to the terms and conditions, apartment buyer agreement and other related
This publication should not be construed in any way as a legal offering. The owner/collaborator further reserves absolute right to withdraw, change,	omit, delete, add, revise any terms and conditions at any time without giving notice.
Please refer to latest publications for current information as terms and conditions, design, specifications, etc. may be revised from time to time by the the facts at their end before making any decision/application for allotment/purchase.	owner/collaborator. The owner/collaborator shall not be responsible for any decision made by the buyer, therefore, they are requested to ascertain all
The finishes, fixed furniture, loose furniture, hardware, light fixtures/luminaires - loose or fixed on the wall, ornamental finishes, wooden architraves/ form a part of standard specifications.	wooden surrounds around main entrance before living room and on the study entrance, accessories etc. shown in the sample apartment do not

LOCATION	WALLS	CEILING	FALSE CEILING	FLOOR	DOORS	WINDOWS	OTHERS
ENTRANCE LOBBY	Plaster	Plaster	NA	NA	H/W Door Frame With Flush Door Shutter (Simple)	NA	NA
POWDER ROOM	Brick/RCC Surface	RCC Surface	NA	NA	NA	UPVC Window	NA
BEDROOMS	Plaster	Plaster	NA	NA	NA	UPVC Door/Window With Toughened Glass	NA
MASTER BATHROOM	Brick/RCC Surface	RCC Surface	NA	NA	NA	UPVC Window	NA
OTHER BATHROOMS	Brick/RCC Surface	RCC Surface	NA	NA	NA	UPVC Window	NA
LIVING/DINING ROOM	Plaster	Plaster	NA	NA	NA	UPVC Door/Window With Toughened Glass	NA
FAMILY ROOM	Plaster	Plaster	NA	NA	NA	UPVC Door/Window With Toughened Glass	NA
KITCHEN	Brick/RCC Surface	RCC Surface	NA	NA	NA	UPVC Window/Door	NA
LIFT LOBBIES	Granite Cladding Around Lift Entrance Doors, Plastic Emulsion Paint In The Remaining Area	Plastic Emulsion Paint	NA	Granite With Matching Border	SS Finished Lift Doors	UPVC Window	Lift Cabin With Granite Flooring And SS Panels In Dado
EXTERNAL FACADE	Rustico Finish Texture Paint With Weather Shield Max POP Coat With Combination of 4'0" Sandstone Cladding	NA	NA	NA	NA	NA	NA
SERVANT/UTILITY ROOM	Plaster	Plaster	NA	NA	H/W Door Frame With Flush Door	UPVC Sliding Window	NA
BALCONY/UTILITY BALCONY	Texture Paint	Oil Bound Distemper	NA	NA	NA	NA	NA
STAIRCASES	Oil Bound Distemper	Oil Bound Distemper	NA	Kota Stone Steps/Risers/Floor	Fire Check Door	UPVC Sliding Window	Enamel Painted MS Railing And Handrail
LAWN AREA	1. One 3 Mtr Octagonal Shape Sit Out Gazebo With Safety Glass Roof Including One Ceiling Fan And Lights 2. Designer Ms Railing In Periphery Of Garden. 3. Ms Creeper Stand In Periphery Of Garden With Creepers. 4. One Water Supply Point For Gardening.						

Additional Schedule of Specifications - Belgravia - Customize "ur" Home (2590 sq.ft. & 3820 sq.ft.)

AIR-CONDITIONING	The apartment will have Variable Refrigerant Volume/Variable Refrigerant Flow (VRV/VRF) all cum dining room, bedrooms, family room, study room, kitchen, servant room and master toilet.	weather air conditioning unit of suitable capacity as recommended by consultants and with wall mounted evaporating units in living room
WARDROBES	NIL	
KITCHEN CABINETRY	NIL	
KITCHEN APPLIANCES	NIL	
ELECTRICALS	Electricals: only boxes & copper wiring.	
AMENITIES	High speed elevators (2 mtrs/s approx); 24-hour 100% power back-up and treated water spaces; tennis courts; pedestrian paths; jogging and walkings trails with several outdoor fitness restaurant; contemporary cafe; bar; lounge; action cricket area (net surrounded); badminton rooms; steam room; massage room; full service spa; table tennis; snooker, dance/yoga party.	supply for flushing; wi-fi enabled complex; fire safety systems; vehicular parking in basements only; landscaped courts with sit out boosting frames; state-of-the-art gymnasium; nursery school; convenient shopping; Club: multi-purpose/party room with kitchen facilities; court; tennis courts; squash court, indoor lounge for reading/relaxation; swimming pool (all weather temperature controlled) and changing room; conference room; kids outdoor play area with seesaws, baby slides, sand pits & climbing frames; outdoor terrace for sit-outs/
SECURITY	Security at several stages - periphery, gates and lobby level with the use of closed circuit to the complex; automatic boom barriers and manual gates at entry and exits of the complex;	camera monitors and RFID (radio frequency identification device) system. CCTV for basements, ground floor lobbies & entry & exit EPABX system linked to each units.

DISCLAIMER


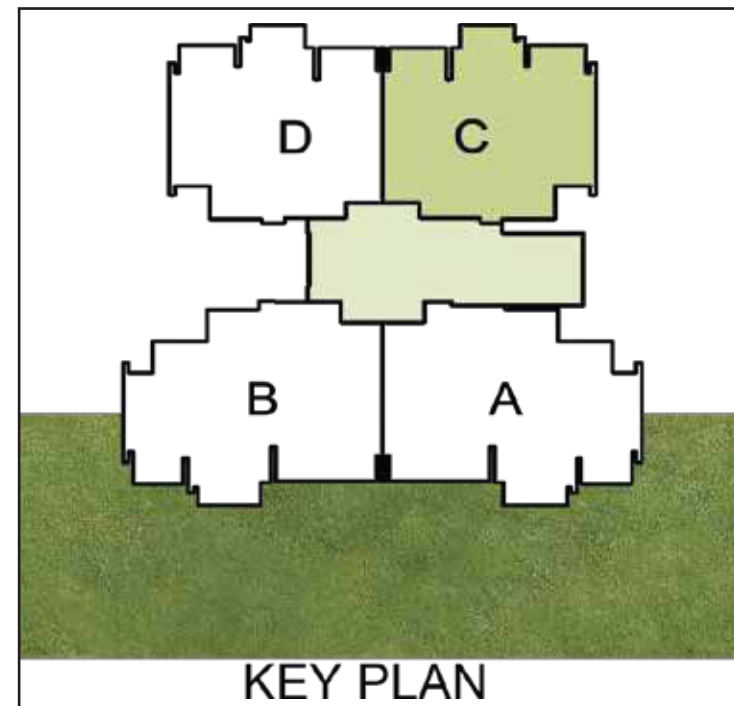
The owner/collaborator/architect reserves absolute right to change/revise/delete/omit any detail, specifications, materials, design, drawing, and other related documents. The offer may be withdrawn/cancelled by the owner/collaborator at any given time without notice.	layout, finishes etc. as they deem fit without any notice. The offer is subject to the terms and conditions, apartment buyer agreement
This publication should not be construed in any way as a legal offering. The owner/collaborator further reserves absolute right to withdraw,	change, omit, delete, add, revise any terms and conditions at any time without giving notice.
Please refer to latest publications for current information as terms and conditions, design, specifications etc. may be revised from time to time by the owner/collaborator. The owner/collaborator shall not be responsible for any decision made by the buyer, therefore, they are requested to ascertain all the facts at their end before making any decision/application for allotment/purchase.	
The finishes, fixed furniture, loose furniture, hardware, light fixtures/luminaires - loose or fixed on the wall, ornamental finishes, wooden sample apartment do not form a part of standard specifications.	architraves/wooden surrounds around main entrance before living room and on the study entrance, accessories etc. shown in the
In case any manufacturer of imported fittings/fixtures/wardrobes/kitchen cabinetary/appliances set up manufacturing facility in india, then	such item will be procured locally and will not be imported.
Wood, granite and marble are natural products and will tend to have variations in tonality, colour and characteristics.	

+918586866824

FLOOR PLANS

+918586866824

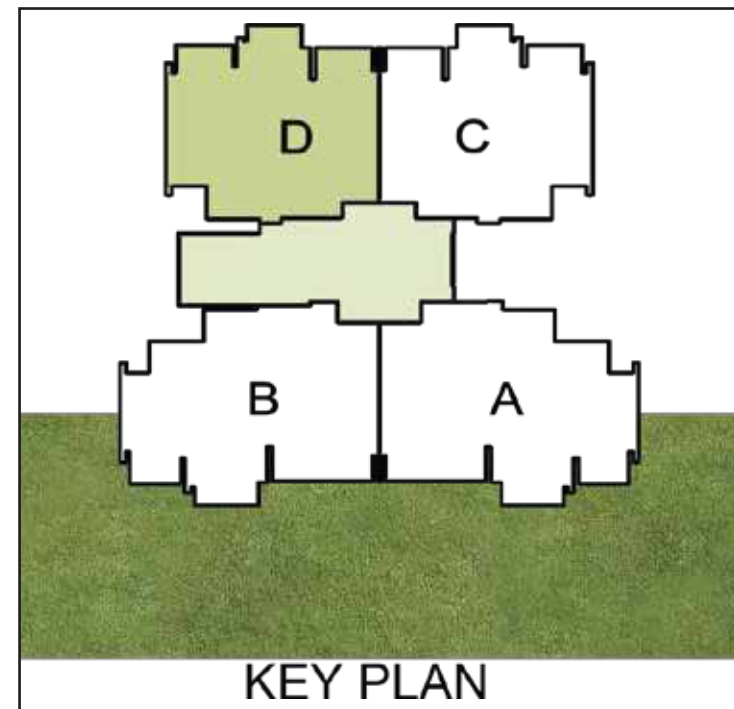
Tower-K/M
 1 BHK + Private Lawn
 Super Area: 972 Sq. Ft. (Approx.)
 Lawn Area
 Tower K-Type C = 733 Sq. Ft.
 Tower M-Type C = 645 Sq. Ft.



Disclaimer – Lawn areas will vary unit-wise and the lawn area marked on this plan is indicative. Lawn Area Profile Displayed above is for Tower K.

+918586866824

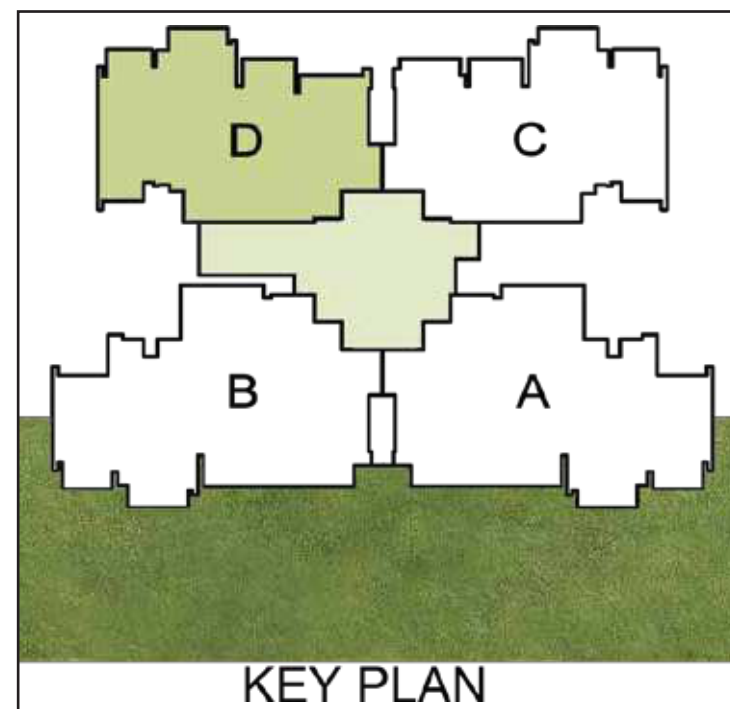
Tower-L
 1 BHK + Private Lawn
 Super Area: 972 Sq. Ft. (Approx.)
 Lawn Area
 Tower L-Type D = 652 Sq. Ft.



Disclaimer – Lawn areas will vary unit-wise and the lawn area marked on this plan is indicative.

+918586866824

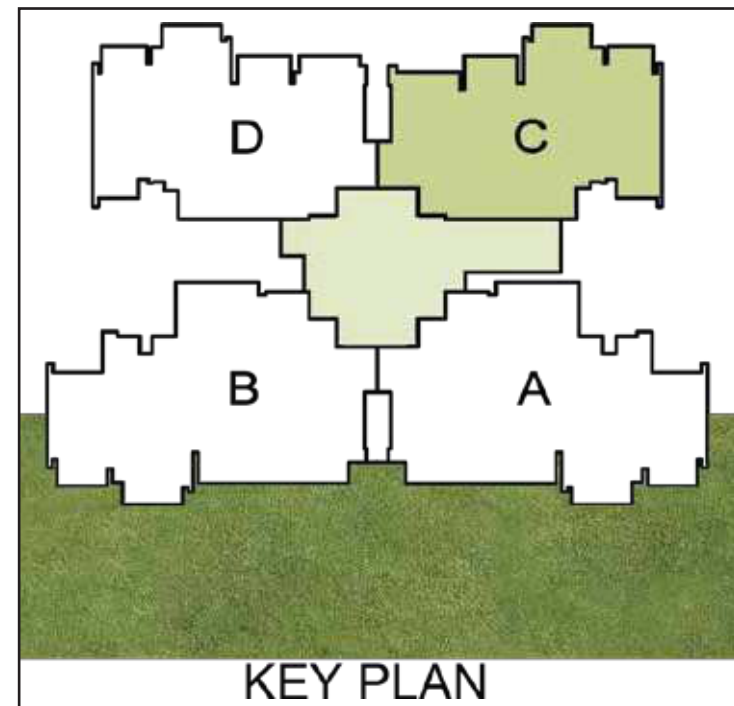
Tower-J/N
 2 BHK + Private Lawn
 Super Area: 1416 Sq. Ft. (Approx.)
 Lawn Area
 Tower N-Type D = 1480 Sq. Ft.
 Tower J-Type D = 1607 Sq. Ft.



Disclaimer – Lawn areas will vary unit-wise and the lawn area marked on this plan is indicative. Lawn Area Profile Displayed above is for Tower J.

+918586866824

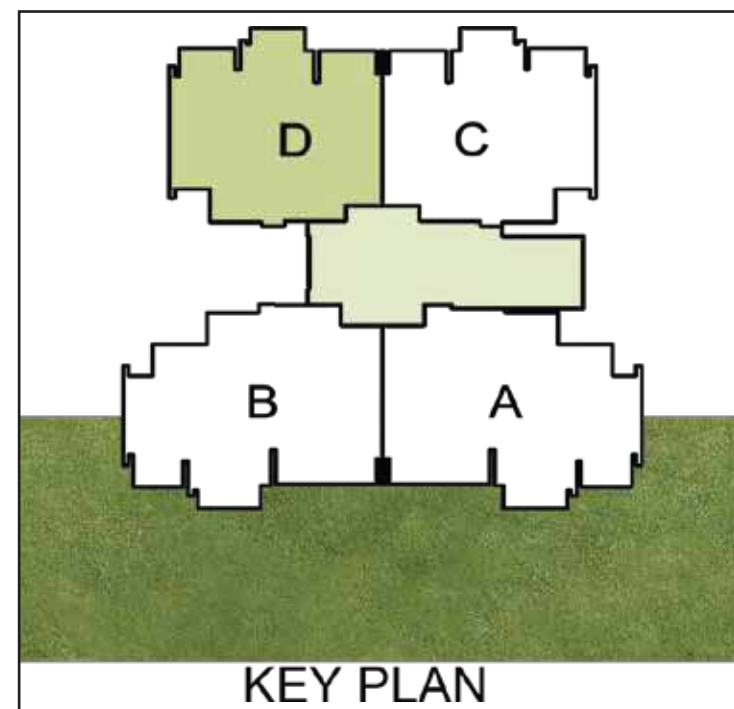
Tower-O
 2 BHK + Private Lawn
 Super Area: 1416 Sq. Ft. (Approx.)
 Lawn Area
 Tower O-Type C = 847 Sq. Ft.



Disclaimer – Lawn areas will vary unit-wise and the lawn area marked on this plan is indicative.

+918586866824

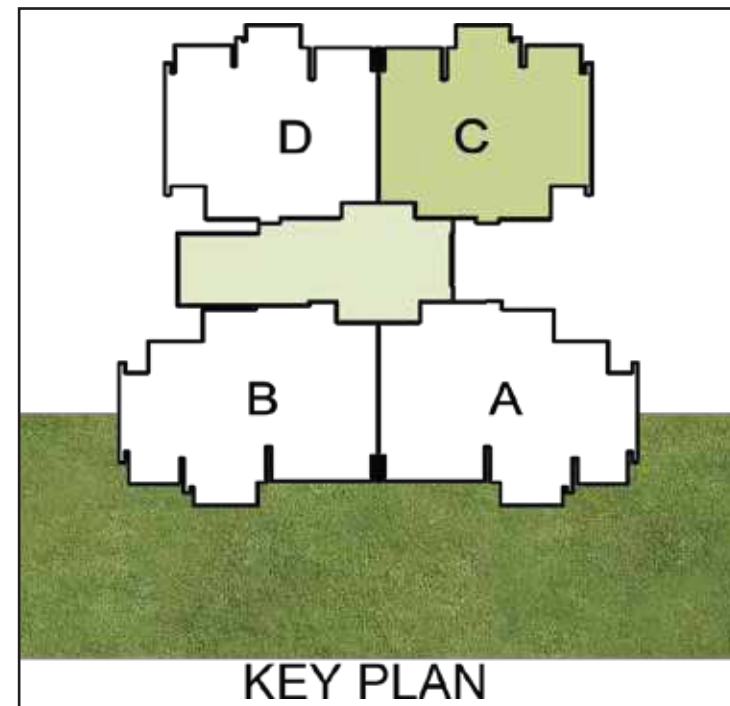
Tower-K/M
 2 BHK + Private Lawn
 Super Area: 1418 Sq. Ft. (Approx.)
 Lawn Area
 Tower K-Type D = 524 Sq. Ft.
 Tower M-Type D = 459 Sq. Ft.



Disclaimer – Lawn areas will vary unit-wise and the lawn area marked on this plan is indicative. Lawn Area Profile Displayed above is for Tower K.

+918586866824

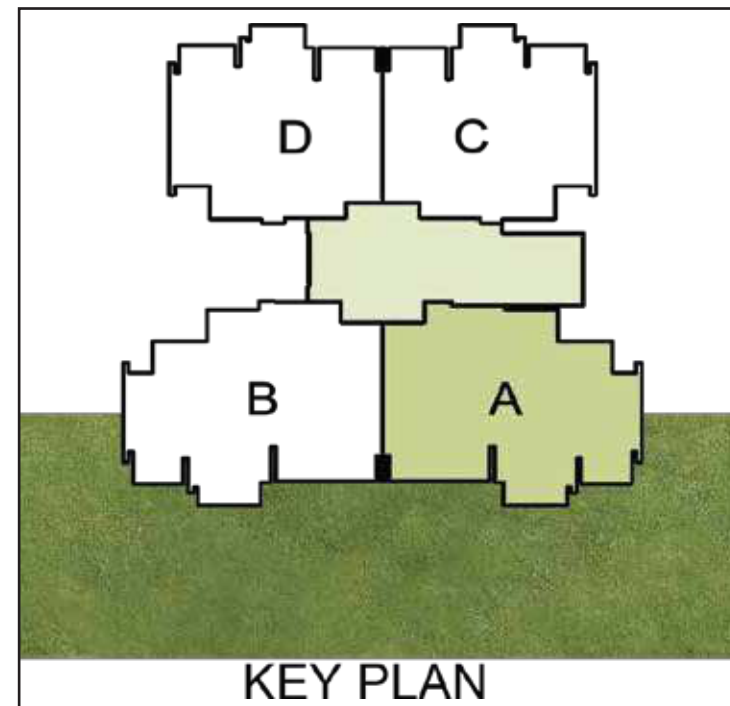
Tower-L
 2 BHK + Private Lawn
 Super Area: 1418 Sq. Ft. (Approx.)
 Lawn Area
 Tower L-Type C = 418 Sq. Ft.



Disclaimer – Lawn areas will vary unit-wise and the lawn area marked on this plan is indicative.

+918586866824

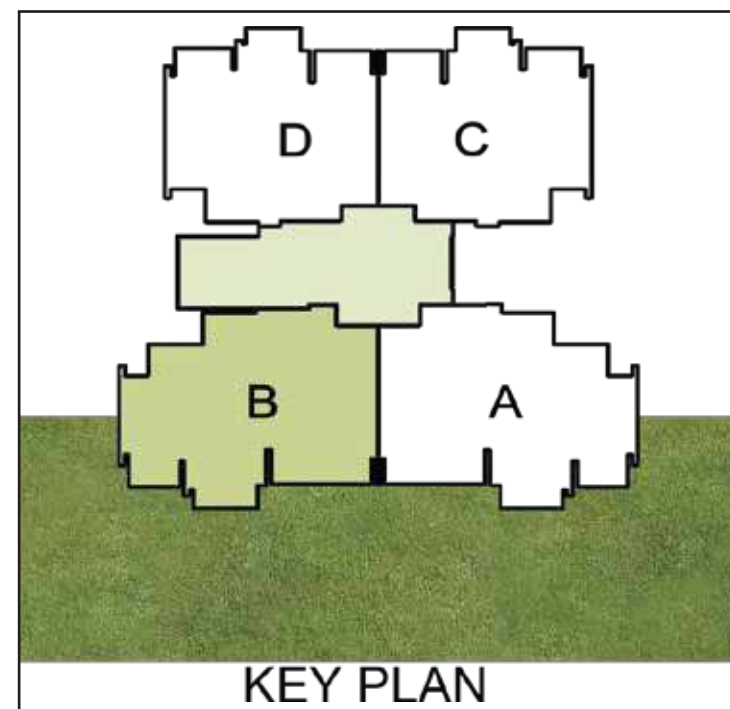
Tower-K/M
 2 BR + Study + Private Lawn
 Super Area: 1666 Sq. Ft. (Approx.)
 Lawn Area
 Tower K-Type A = 923 Sq. Ft.
 Tower M-Type A = 851 Sq. Ft.



Disclaimer – Lawn areas will vary unit-wise and the lawn area marked on this plan is indicative. Lawn Area Profile Displayed above is for Tower K.

+918586866824

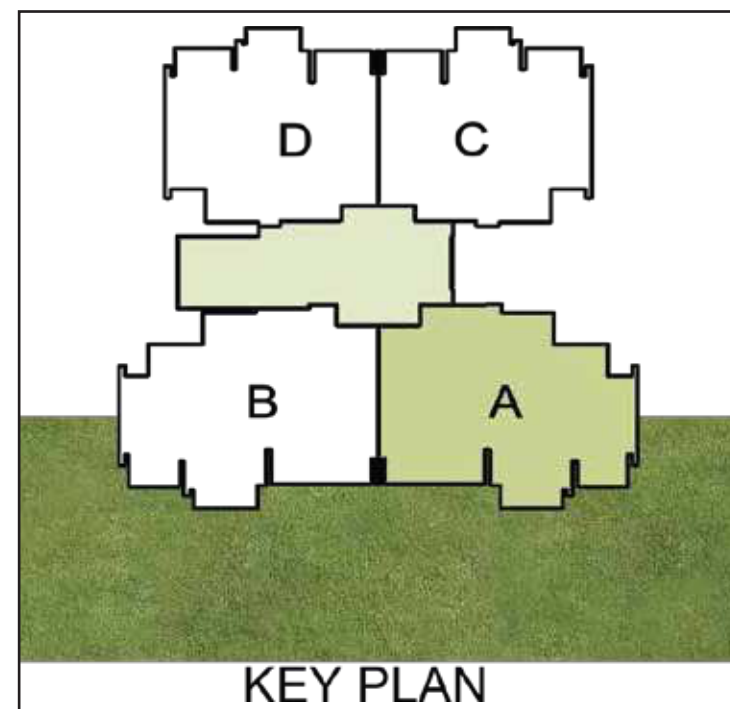
Tower-L
 2 BR + Study + Private Lawn
 Super Area: 1666 Sq. Ft. (Approx.)
 Lawn Area
 Tower L-Type B = 893 Sq. Ft.



Disclaimer – Lawn areas will vary unit-wise and the lawn area marked on this plan is indicative.

+918586866824

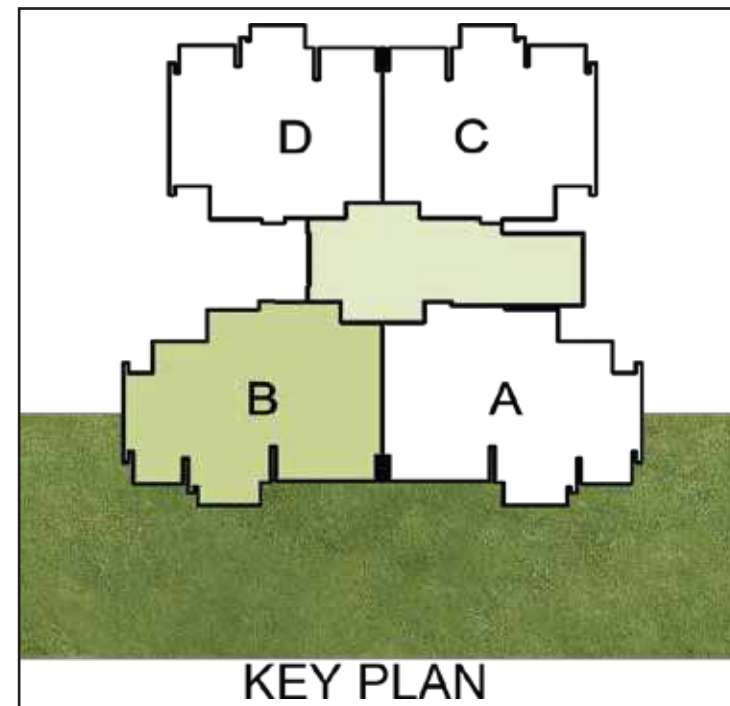
Tower-L
 2 BR + Study + Private Lawn
 Super Area: 1676 Sq. Ft. (Approx.)
 Lawn Area
 Tower L-Type A = 1263 Sq. Ft.



Disclaimer – Lawn areas will vary unit-wise and the lawn area marked on this plan is indicative.

+918586866824

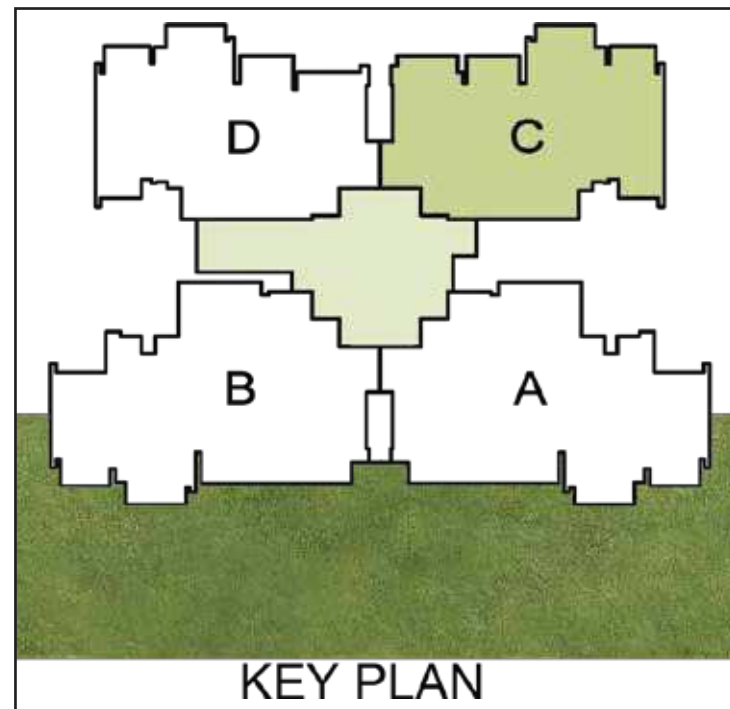
Tower-K/M
 2 BR + Study + Private Lawn
 Super Area: 1676 Sq. Ft. (Approx.)
 Lawn Area
 Tower K-Type B = 1300 Sq. Ft.
 Tower M-Type B = 1536 Sq. Ft.



Disclaimer – Lawn areas will vary unit-wise and the lawn area marked on this plan is indicative. Lawn Area Profile Displayed above is for Tower M.

+918586866824

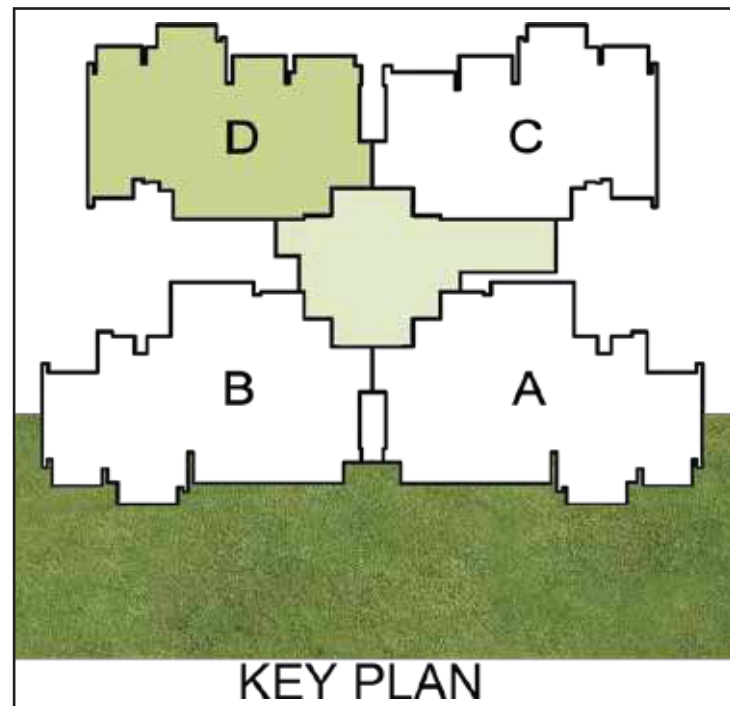
Tower-J/N
 3 BHK + Private Lawn
 Super Area: 1869 Sq. Ft. (Approx.)
 Lawn Area
 Tower J-Type C = 1160 Sq. Ft.
 Tower N-Type C = 718 Sq. Ft.



Disclaimer – Lawn areas will vary unit-wise and the lawn area marked on this plan is indicative. Lawn Area Profile Displayed above is for Tower J.

+918586866824

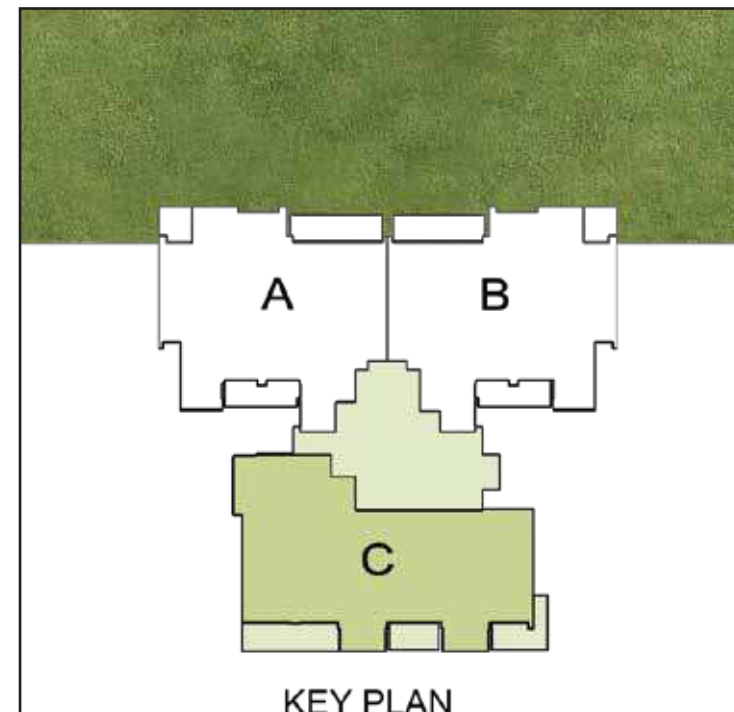
Tower-O
 3 BHK + Private Lawn
 Super Area: 1869 Sq. Ft. (Approx.)
 Lawn Area
 Tower O-Type D = 727 Sq. Ft.



Disclaimer – Lawn areas will vary unit-wise and the lawn area marked on this plan is indicative.

+918586866824

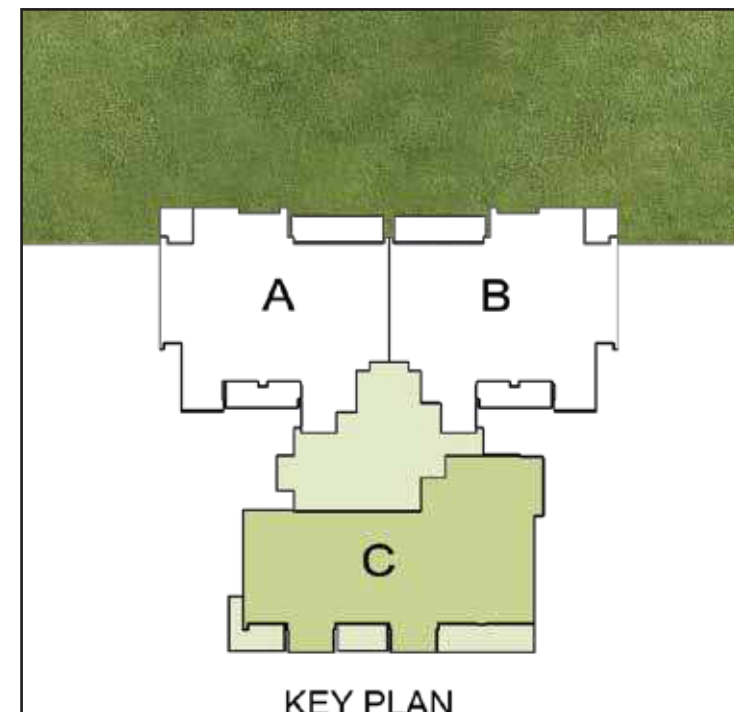
Tower-C/D/G/H/I
 2 BHK + Private Lawn
 Super Area: 1885 Sq. Ft. (Approx.)
 Lawn Area
 Tower C-Type C = 1606 Sq. Ft.
 Tower D-Type C = 1102 Sq. Ft.
 Tower G-Type C = 1351 Sq. Ft.
 Tower H-Type C = 1332 Sq. Ft.
 Tower I-Type C = 1366 Sq. Ft.



Disclaimer – Lawn areas will vary unit-wise and the lawn area marked on this plan is indicative. Lawn profile is different for different Towers.

+918586866824

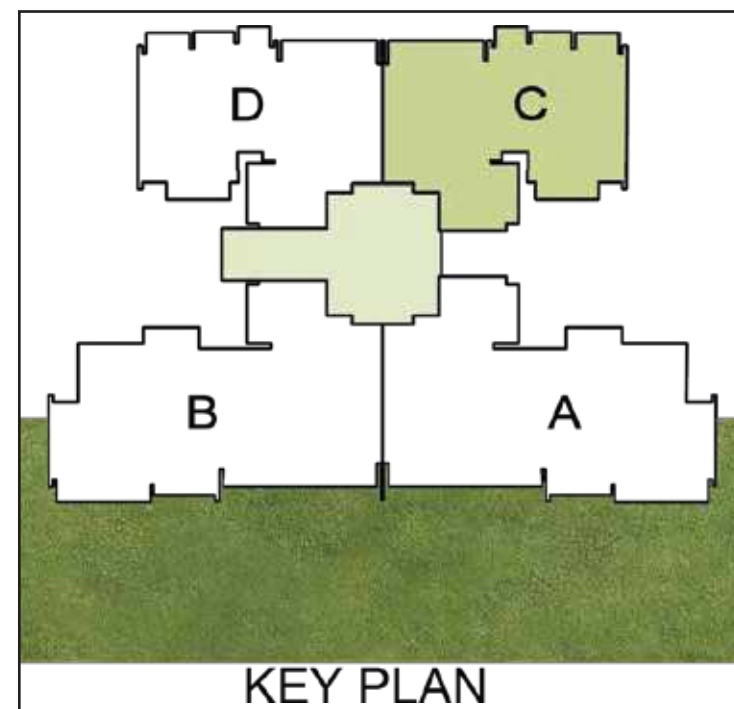
Tower-A/B/E/F
 2 BHK + Private Lawn
 Super Area: 1929 Sq. Ft. (Approx.)
 Tower A-Type C = 1042 Sq. Ft.
 Tower B-Type C = 1247 Sq. Ft.
 Tower E-Type C = 1130 Sq. Ft.
 Tower F-Type C = 1143 Sq. Ft.



Disclaimer – Lawn areas will vary unit-wise and the lawn area marked on this plan is indicative. Lawn profile is different for different Towers.

+918586866824

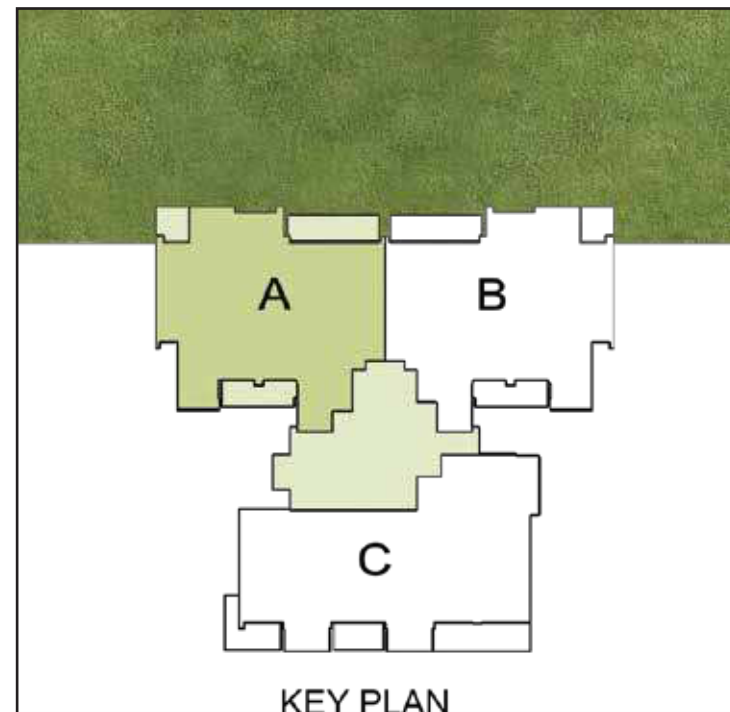
Tower-P
 2 BHK + Private Lawn
 Super Area: 2148 Sq. Ft. (Approx.)
 Tower P-Type C = 1701 Sq. Ft.



Disclaimer – Lawn areas will vary unit-wise and the lawn area marked on this plan is indicative.

+918586866824

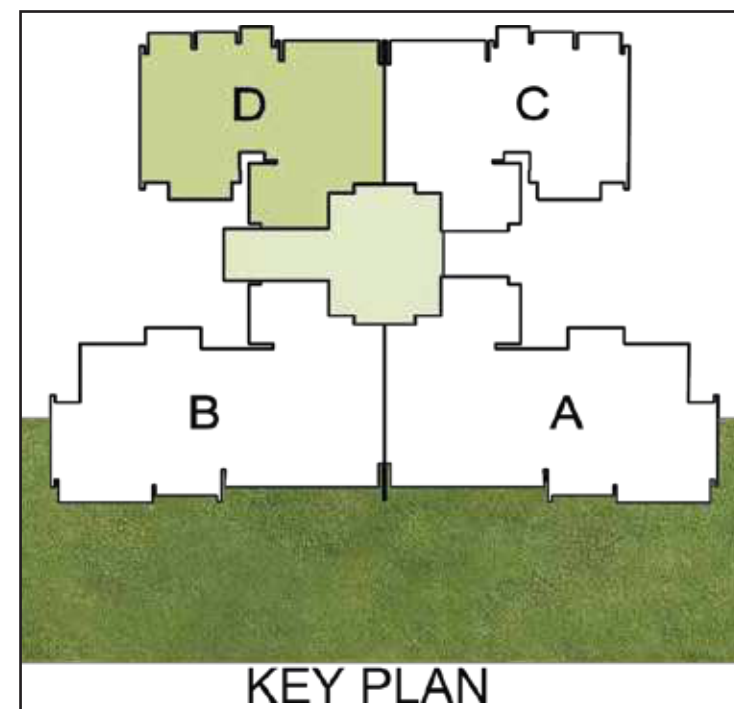
Tower-A/B/E/F
 3 BHK + SQ + Private Lawn
 Super Area: 2628 Sq. Ft. (Approx.)
 Tower A-Type A = 760 Sq. Ft.
 Tower B-Type A = 691 Sq. Ft.
 Tower E-Type A = 753 Sq. Ft.
 Tower F-Type A = 674 Sq. Ft.



Disclaimer – Lawn areas will vary unit-wise and the lawn area marked on this plan is indicative Lawn profile is different for different Towers

+918586866824

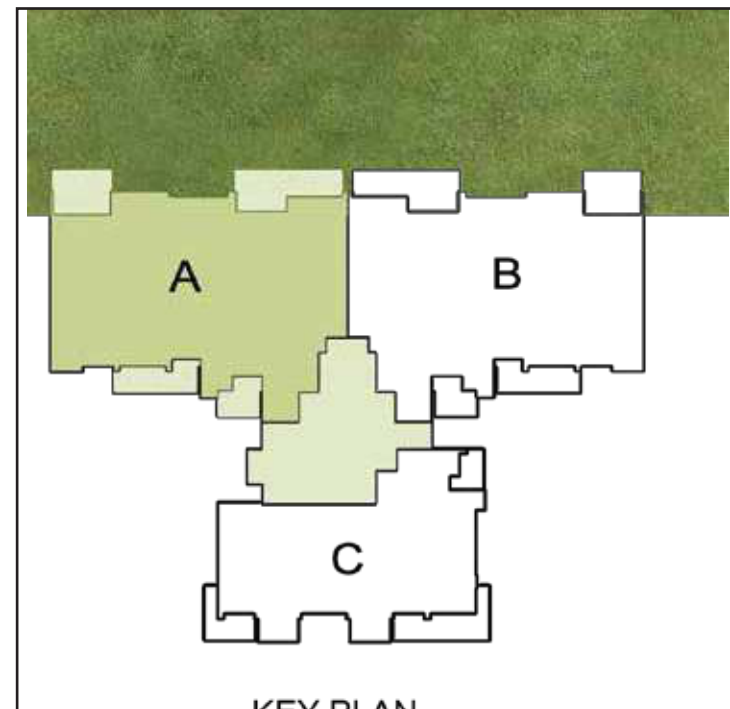
Tower-P
 3 BR + SQ + Private Lawn
 Super Area: 2838 Sq. Ft. (Approx.)
 Tower P-Type D = 908 Sq. Ft.



Disclaimer – Lawn areas will vary unit-wise and the lawn area marked on this plan is indicative.

+918586866824

Tower-C/D/G/H/I
 4 BHK + Family Lounge
 + Study + SQ + Private Lawn
 Super Area: 4224 Sq. Ft. (Approx.)
 Tower C-Type A = 1278 Sq. Ft.
 Tower D-Type A = 1270 Sq. Ft.
 Tower G-Type A = 964 Sq. Ft.
 Tower H-Type A = 1424 Sq. Ft.
 Tower I-Type A = 1249 Sq. Ft.



Disclaimer – Lawn areas will vary unit-wise and the lawn area marked on this plan is indicative. Lawn profile is different for different Towers.

+918586866824